

**Artefactos**

Dimensões

Peso aproximado


Comprimentos

**Caixa de Estore**

mm

kg/m

m



comprimento\* x300x280

53

1.0 - 5.0

\*variável

**Garrafeira**

mm

kg/uni


uni/palete


**Garrafas**

475x245x250 - d=95

33

32


**Garrafões**

455x230x250 - d=195


26.5

32

**Ripa**

mm

kg/m



45x32x60

6

**Caixa de Visita**

mm

kg/uni

uni/palete


**Caixa**

400x400x250

33.5

24

500x500x250

42.1

16

600x600x250

56.4

16

800x800x250


87.5

4

1000x100x25

--

4


**Tampa**

400x400x60

23

--

500x500x60

35

--

600x600x60

50

--

800x800x80

123

--

1000x1000x80

--

--